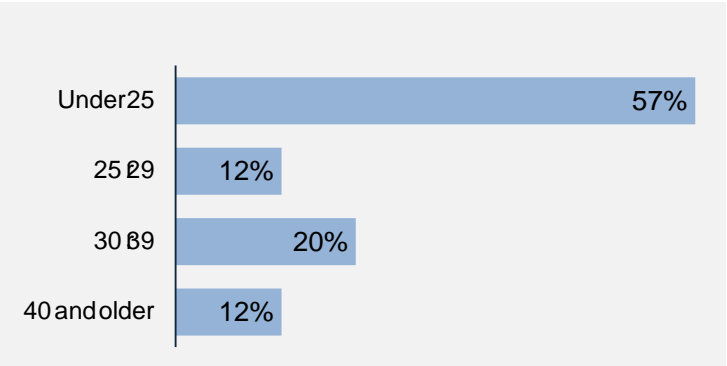
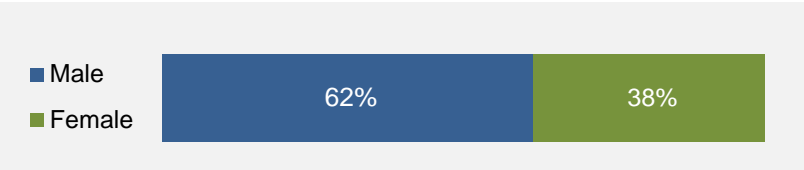


174
86
49%

Description of Survey Respondents



23

About the Respondents


9%

2%

6%

took Adult Basic Education courses during or prior to their trade training program

took English as a Second Language courses during or prior to their trade training program



Summary of Survey Results: 2019-2023

Progressive apprenticeship, Traditional apprenticeship, Trades

Applied filters:
CPCVCC Professional Cook 1 Plus;

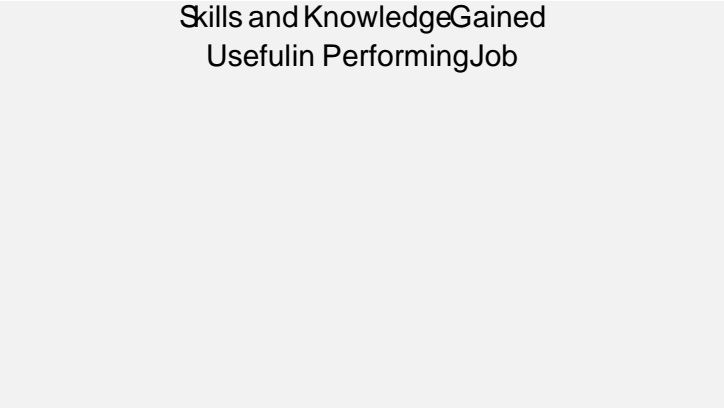

| | |
|---------------|-----|
| Cohort | 174 |
| Respondents | 86 |
| Response Rate | 49% |

Employment Outcomes



The "Employment rate" is the number employed as a percentage of all respondents.
The "Unemployment rate" is the number of unemployed as a percentage of respondents in the labour force.

Of those employed: n = 61






| Top Occupations (4 digit NOC) | # employed | % of those employed |
|---|------------|---------------------|
| 6322: Cooks | 37 | 61% |
| XXXX: Unclassified occupations | 7 | 11% |
| 6332: Bakers | 1 | 2% |
| 6411: Sales and account representatives wholesale trade (non technical) | 1 | 2% |
| 6421: Retail salespersons | 1 | 2% |
| Total of top occupations | 59 | 97% |
| Total employed | 61 | |

Summary of Survey Results: 2019-2023

Trades Training Type:

Applied filters:

Cohort
Respondents
Response Rate



Percentages are based on those who have completed this survey

Summary of Survey Results: 2019-2023

or educational... <•á™•ī <uquqñ uqñ ñ 0

Applied filters:

Cohort
Respondents
Response Rate

Trades foundation & Trades-related vocational programs

Employment After Leaving School

42%

had the same job before or while they were attending school

97%

said their education was useful in getting their job

Timespent looking for employment

Exclude employed respondents who said they had the same job while attending their program

n= 31

Other Education

Trades-related vocational respondents only, results are shown for the education they took before and after their program.

r

took further studies after completing their program

n= r

r

of those who had taken further studies said their program prepared them well

r

n=

were very satisfied or satisfied with their transfer experience

Summary of Survey Results: 2019-2023

Trades Training Type:

Trades foundation, Trades related vocational programs

Applied filters:

CPCVCC Professional Cook 1 Plus;

| | |
|---------------|-----|
| Cohort | 174 |
| Respondents | 86 |
| Response Rate | 49% |

78% had taken previous post secondary education n = 78



Transition to Apprenticeship n = 78

The following results are for Trades foundation respondents only.

68%

of Trades foundation respondents tried to get employment as an apprentice after they left their program

79%

of those who tried to get employment as an apprentice were successful

