

Summary of Survey Results: 2019-2023

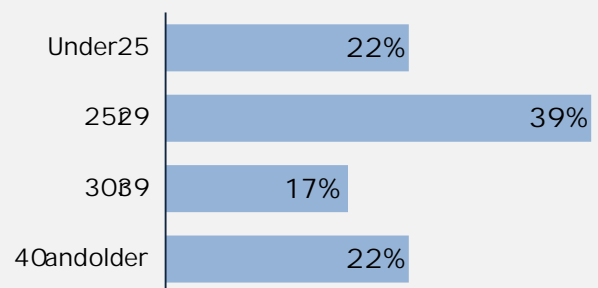
Trades Training Type:

Progressive apprenticeship, Traditional apprenticeship, Trades foundation, and Trades related vocational programs

CPC: VCC: Baking & Pastry Apprentice;

Description of Survey Respondents

Demographics



0%

Based on domestic students only

29

About the Respondents

39%

relocated from their hometown to attend program

12%

took courses during or prior to their trades training program

6%

took courses during or prior to their trades training program



Summary of Survey Results: 2019-2023

CPC: VCC: Baking & Pastry Apprentice;

Employment Outcomes

100%


94%

5.6%

The "Employment rate" is the number employed as a percentage of all respondents.

The "Unemployment rate" is the number of unemployed as a percentage of respondents in the labour force.

n = 17



| Top | # employed | % of those employed |
|-----------|------------|---------------------|
| 6321Chefs | 8 | 47% |
| | | 6% |
| | | |
| | | |
| | | |
| | | |
| | | |
| | | |
| | | |
| | | |

Summary of Survey Results: 2019-2023

Trades Training Type:

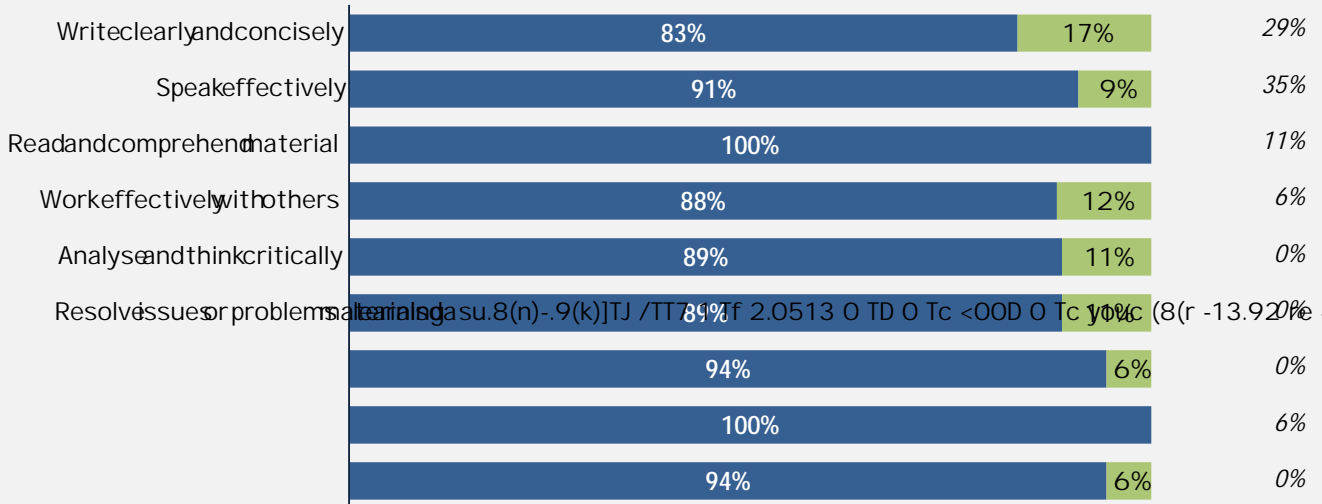
Progressive apprenticeship, Traditional apprenticeship, Trades foundation, and Trades related vocational programs

CPC: VCC: Baking & Pastry Apprentice:

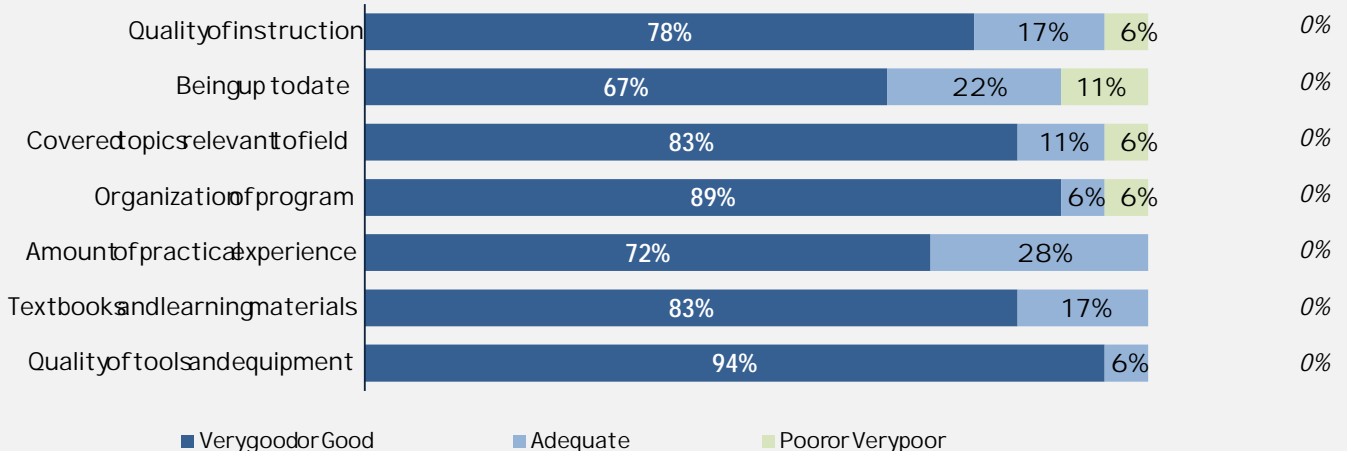
Skill Development and Post-Secondary Experience

89%

said they were very satisfied or satisfied with the education they received.



Percentages are based on those who gave a valid rating, excluding those who said not applicable.



Percentages are based on those who gave a valid rating, excluding those who said not applicable.


Summary of Survey Results: 2019-2023



| | |
|--|--|
| | |
| | |



| | | |
|--|--|--|
| | | |
|--|--|--|



| | |
|--|--|
| <p><i>had a to return to after their</i></p> | |
| | |