



Summary of Survey Results: 2019 to 2023












Applied filters:

CPC: VCC: Addiction Counselling

*Cohort
Respondents
Response Rate*



32



Diploma, Associate Degree, and Certificate Student Outcomes Summary of Survey Results: 2019 to 2023

Applied filters:

CPC/VCC Addiction Counselling Skills, VCC Administrative Assistant, VCC ASL and Deaf Studies, VCC Business and Technical Writing, VCC:

Cohort
Respondents
Response Rate

Skill Development and Post-Secondary Experience

94%

said they were very satisfied or satisfied with the education they received.

Skill Development

Not applicable

13%

10%

4%

3%

3%

4%

3%

Percentages are based on those who gave a valid rating, excluding those who said Not applicable.

Satisfaction with Post-Secondary Experience

Not applicable

0%

2%

0%

1%

1%

Percentages are based on those who gave a valid rating, excluding those who said Not applicable.